Art Curriculum Coverage Map – Drawing (Pencil, chalk, inks, charcoal, pastel)

Leighfield Primary School
Learning for Life

EYFS

- Begin to use a variety of drawing tools

Year 1

- Use drawing tools to explore creating different textures.
- Work from observation
- Begin to think about scale when drawing

Year 2

- Know how to create a range of tones, patterns and textures using one drawing tool
- Understand how shadows, light and dark can be represented through drawing
- Understand, use and apply the terms stippling, blending, hatching, scribbling, shading

Year 3

- Recognise the use of lines in art (thick, thin, wavy, curved) to create effect and composition.
- Know how to complete a sketch, drawing selected detail

Year 4

- Know how to compose a picture including a background.
- Communicate imagination and feelings through drawings
- Experiment with scale and proportion

Year 5

- Draw pictures with increasing accuracy
- Understand the concept of perspective and create depth in a composition
- Look at the effect of light on a subject and develop technique to demonstrate it

Year 6

- Understand the effect of different grades of pencil
- Know ways in which motion can be depicted in a sketch
- Independently select techniques for effect such as shading, blending, smudging

Created by Smalllike from Noun Project

Art Curriculum Coverage Map– Painting (poster paint, watercolour, acrylic, ink)

Leighfield Primary School
Learning for Life

EYFS

- Begin to use a variety of painting tools
- Experiment with mixing colours

Year 1

- Use colour and space effectively
- Know how primary colours can be mixed to make secondary colours
- Create a range of marks with painting tools – such as brushes, fingers, twigs, feathers

Year 2

- Can colour match to paint objects
- Know how to make various tones of one colour
- Know how to use a paint brush to make a variety of marks (dots, lines, splodges, splatter)

Year 3

- Know what a colour wheel is and use it to predict colour mixing results.
- Know how to select from a range of brushes for a purpose

Year 4

- Experiment with different consistencies of paint
- Understand colour mixing to match tint, tone and shade
- Know that colour can be used to reflect mood in painting

Year 5

- Explore adding texture to painting
- Review and revisit work, critically evaluate and edit
- Can select tools and use appropriate brushwork to the method of painting

Year 6

- Understand and use complimentary colours, harmonious colours and contrasting colours in compositions
- Can replicate colours, patterns and textures in their work
- Can use mixed media in their work

Created by Vectors Market from Noun Project

Art Curriculum Coverage Map – 3D

Leighfield Primary School
Learning for Life

EYFS

- Handling, manipulating and enjoying materials
- Constructing, building and destroying

Year 1

- Know how to manipulate mouldable materials using techniques such as pinching and rolling
- Know how to make simple joins in model making
- Know how to use a variety of 'junk' to build a structure

Year 2

- Use a range of techniques to decorate models
- Construct from 'junk' and join objects successfully
- Know how to evaluate and discuss their own work and that of others

Year 3

- Create and evaluate a papier mache sculpure
- Develop understanding of different adhesives

Year 4

- Shape and construct a model using imagination
- Know how to add surface patterns and texture to clay models
- Compare natural and manmade sculptures and discuss

Year 5

- Use clay to create sculptures - mould, roll, join, mark make in the clay. Finishing techniques
- Discuss and evaluate own work and that of other sculptors
- Look at the role of an architect and discuss architecture.

Year 6

- Use clay to create tiles/masks. Use clay skills such as rolling, smoothing, joining to create sophisticated 3D art.



Created by Chattapat from Noun Project

Art Curriculum Coverage Map – Printing

Leighfield Primary School
Learning for Life

EYFS

Understand the process of printing using natural items

Year 1

Know how to create repeating patterns using sponges to print

Know how to print from an object such as fingers, hand, leaf, vegetables

Year 2

Can produce clean, printed images

Can use simple printing tools to create impressed prints

Know how to use objects to print and create patterns and pictures by printing using more than one colour

Year 3

Create monoprints – from design to finished piece

Can use appropriate language to describe the printing process

Year 4

Can create a composition using the relief printing (string) technique

Use appropriate vocabulary to evaluate printing, suggest ways to improve

Year 5

Screen printing – trip to Uppingham School print studio

Know how to make a two colour print

Year 6

Experimenting with printing on fabric. Look at different techniques that can be used to print on textiles.

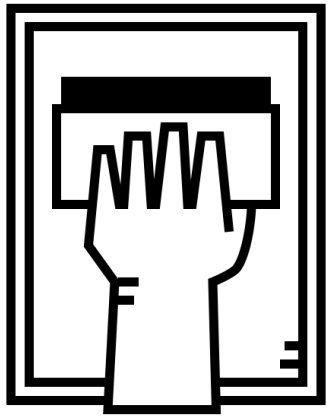

Created by Bureau Briganti from Noun Project

Art Curriculum Coverage Map – Learning from the Greats

Leighfield Primary School
Learning for Life

EYFS

Jackson Pollock (splatter painting technique)

Anish Kapoor (constructing sculptures)

Year 1

Piet Mondrian (use colour and space effectively, primary colours)

Martin Bulinya (think about scale when drawing)

Vincent Van Gogh (work from observation, colour mixing)

Year 2

Wassily Kandinsky (link to colour mixing)

Michael Thompsett (painting technique using watercolours)



Yayoi Kusama (use a paint brush to make a variety of marks)

Year 3 Trip to Goldmark Art Gallery, Uppingham

Year 3

Katsushika Hokusai (link to printing techniques)

Alma W. Thomas (lines in art, colour mixing)

Year 4

Vincent Scarpace (experiment with different consistencies of paint, compose a picture)



Andy Warhol (compose a picture including a background)

Jean Michel Basquiat (Colour used to reflect mood, communicate feelings)



Created by Paige Wilson from Noun Project

Year 5

Zaha Hadid (draw pictures with increasing accuracy)

Georgia O'Keefe (select tools and brushwork, simplified shapes)

Henry Rousseau (create depth and perspective)



Year 6

Paul Nash (replicating colours, patterns and textures in artwork)

Raymond Briggs (telling a story through art)



Frida Kahlo (Can use mixed media in their work)