




Look Up and Use Your Imagination!

Find a comfy spot and relax. Look up at the sky and observe the clouds. Take time to really look at them. What shapes are they? Are they round, flat, long, thin, fat? Are any clouds close together or are they far apart? Do the shapes of the clouds resemble anything, anyone or anywhere? A person, a country, a monster, an animal, a car? Have a go at drawing the cloud shapes on a piece of paper and then turn them into something!



Cloud and Sky Art Ideas



All kinds of Blue!

Pack up your painting gear and take it outside! You will need paint (watercolours or ready mixed), something to mix in, a pot with some water, a paintbrush and some paper. Use the lovely blue sky as inspiration and see if you can mix up your own collection of blue hues! This is your chance to experiment and explore the way that colours mix. Try adding different amounts of black and white to your blue paint. What happens? You can present your blues anyway you fancy! You may want to create a circle of blues or maybe blue stripes? You may want to organise them from lightest to darkest? Or maybe darkest to lightest? You could even make a rainbow of blues!



A Watercolour Sky

Watercolour moves and spreads across the page. Don't panic, let it go and guide it in the direction you want it to travel in, it can make a beautiful cloudy sky! Adding more or less water creates different effects so you may want some paper to experiment on at the same time. Watercolours create beautiful, atmospheric sky images. Observe and paint!

Top tip: When reflecting on and evaluation your image hold it at arm's length to see how it looks from a distance.



Georgia O'Keeffe

Children love Georgia O'Keeffe's ***Sky Above Cloud*** series of paintings. O'Keeffe responded to views of clouds out of aeroplane windows. Our view is a little different – we are looking up at the clouds but can still take inspiration from her work. Take a piece of paper and explore painting clouds, interpret them in your own way. You may want to try and make them look realistic or you may want to take a more abstract approach. You could paint your paper blue before you begin. O'Keeffe worked on different sized canvases – you choose the size of your picture. One of her cloud paintings is as 8ft x 24ft!